

## Quotation 160501A

Ravensby Glass  
Fowler Road  
West Pitkerro Industrial Estate  
Broughty Ferry, Dundee  
DD4 8XD

# willian

**Willian Design Limited**  
15 Leyden Road  
Stevenage  
SG1 2BW UK

Tel: +44 (0) 1438 742100  
Fax: +44 (0) 1438 742121  
Email: mail@willian.com

03 May 2016

### HORIZONTAL WASHER WSH22

General Specification		
	Maximum glass working width:	2200mm
	Minimum glass dimensions:	150mm x 300mm
	Glass thickness range (without adjustment):	4 - 10mm
	Track speed (Controlled from console):	4 - 8 m/min
	Track height:	875mm minimum
Infeed Conveyor		
	6 rollers at a pitch of 130mm.	
Washing Module		
Constructed from stainless steel and divided into 3 self contained wash sections each comprising a water tank with 6kW heaters, 2/3 stage filtration and water pump recirculating the water within the section. Each section is separated by soft rubber dividers to retain the water within the section. Water temperature is typically 40C.		
	1	Pre-wash (no brush). Washable water filter to 250 micron.
	2	One cylinder brush above the glass with bristles of diameter 0.2mm. One cylinder brush below the glass with bristles of diameter 0.3mm. Water filter to 70 micron.
	3	One cylinder brush above the glass with bristles of diameter 0.15mm. One cylinder brush below the glass with bristles of diameter 0.2mm. The water filtration circuit in this section includes a demineraliser unit with ion exchange resin. Water filter to 30 micron.
Drying Module		
	One "sweeper" air knife above the glass for removing larger volumes of water. One pair of angled airknives. Air is recirculated to reduce contamination and noise and to retain heat.	



Soft Coat Glass Facility		
	Pneumatically operated from controls on the console. 1. Lift top scrubbing brushes 2. Lift top rollers	
Outfeed Conveyor		
	3 rollers at a pitch of 130mm.	
Electrical		
	Supply:	400V, 50Hz, 3 $\phi$


Prices in Pounds Sterling excluding VAT.

TERMS: 40% with order  
50% before despatch  
10% on installation

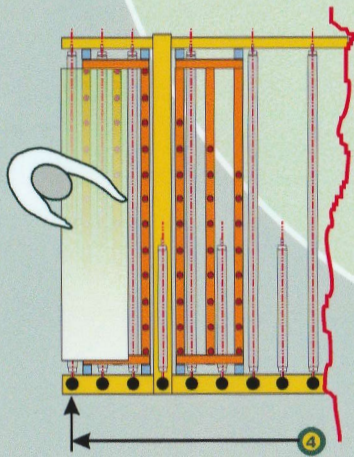
Present lead time: 16/20 weeks.

**Pneumatic Tilting Air Bed**

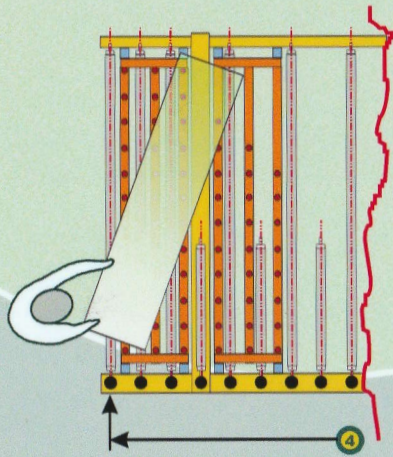
Tilts from horizontal to 78 degrees



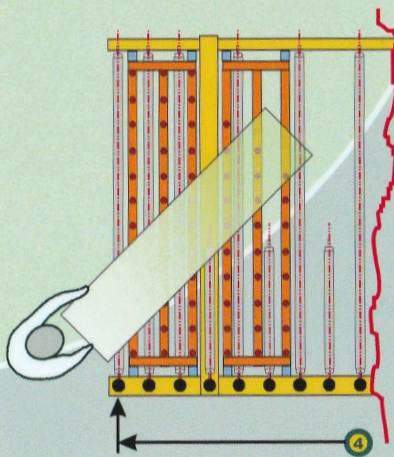
**Horizontal Glass Washer - 2.6m**



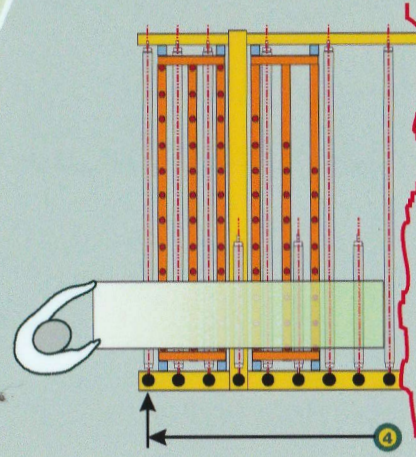
Ball Bed Down for loading



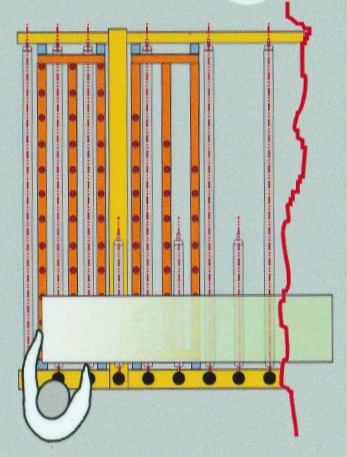
Ball Bed Up to spin glass



Ball Bed Up to spin glass



Ball Bed Down to move glass to washer



- 1** Rollers at 130 mm pitch to match washer
- 4** Rollers at 260 mm pitch

**Willian Design Limited** Stevenage SG1 2BW UK.  
 Tel : +44 (0) 1438 742100 Fax: +44 (0) 1438 742121  
 Email : sales@willian.com Website : www.willian.com